




Date: October 15, 2001

From:  WHO Collaborating Center for
Research, Training and Eradication of Dracunculiasis

Subject: GUINEA WORM WRAP-UP # 117

To: Addressees

Detect Every Case (within 24 hours), Contain Every Worm (immediately)!

SUDAN IMPROVES SOME INTERVENTIONS DESPITE SEVERE CONSTRAINTS

The Sudan GWEP continues to record significant advances against dracunculiasis, despite great difficulties and constraints, most of which result from the ongoing civil war. Table 1 below, summarizes the status of the program in three principal operational areas, i.e., the northern states, the southern states and in two of three southern states, i.e., Buheirat (Lakes) and West Equatoria States, where special emphasis on interventions against dracunculiasis has been possible during 2000-2001 (conditions in Upper Nile State have not allowed intensified interventions to be implemented).

The northern states have reported 27 indigenous cases in January-August 2001, vs. 10 indigenous cases in the same period of 2000. Interventions in the northern states have improved since last year. Although the northern states have not yet interrupted indigenous transmission of dracunculiasis, another of those states (Khartoum) has now had no indigenous cases for two consecutive years. This leaves seven endemic northern states (S. Darfur, S. Kordofan, W. Kordofan, Sennar, White Nile, Blue Nile, N. Darfur, two of which (N. Darfur, White Nile) have reported only imported cases so far in 2001.

Table 1.

Area	January to August	Endemic Villages		Cases reported			Percent of Endemic Villages			
		Total	% reporting monthly	Number	% Change	% contained	Provided health education	With filters in all households	Protected with Abate	With safe sources of drinking water
Northern States (1)	2000	88	100%	63	16%	86%	74%	61%	36%	90%
	2001	51	100%	73		75%	96%	57%	47%	76%
Southern States	2000	7,682	34%	35,026	-15%	41%	52%	25%	2%	42%
	2001	8,110	40%	29,366		46%	52%	30%	1%	44%
Southern Focus states (2)	2000	1,632	45%	5,379	-66%	43%	59%	30%	7%	45%
	2001	1,678	37%	1,700		12%	64%	26%	1%	12%

- (1) includes both imported and indigenous cases reported.
- (2) Includes combined data for West Equatoria and Lakes (Buheirat) states only.

In the endemic southern states (N. Bahr al Ghazal, Buheirat (Lakes), Warab, W. Bahr al Ghazal, Bahr al Jabal, East Equatoria, West Equatoria, Jongoli, Unity, and Upper Nile), interventions have remained about the same as last year. Some of this year's intervention rates may improve as late reports are received. However, more cloth filters were distributed throughout Sudan before the rains began this year than ever before (338,557 in Operation Lifeline Sudan/South (OLS) areas, 120,537 in Government of Sudan (GO) areas). In addition, the manufacture and distribution of 8.5 million pipe filters in March – August has been a major new achievement this year. Although delivery of pipe filters to targeted areas was not complete, populations were reached on both sides of the Sudan – Ethiopia border in two key endemic areas: Naita and Akobo.

Table 1

**Number of cases contained and number reported by month during 2001*
(Countries arranged in descending order of cases in 2000)**

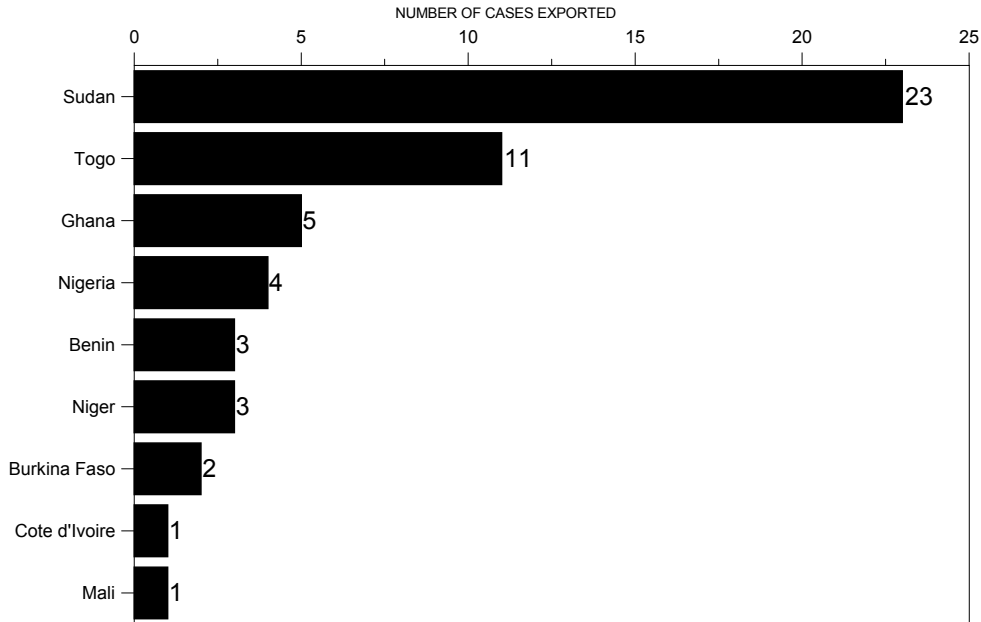
COUNTRY	NUMBER OF CASES CONTAINED / NUMBER OF CASES REPORTED													%
	JANUARY	FEBRUARY	MARCH	APRIL	MAY	JUNE	JULY	AUGUST	SEPTEMBER	OCTOBER	NOVEMBER	DECEMBER	TOTAL*	CONT.
SUDAN	897 / 2423	1121 / 2295	951 / 2310	1341 / 3102	1861 / 4952	2620 / 5490	2801 / 5483	1870 / 3384	/ /	/ /	/ /	/ /	13462 / 29439	46
NIGERIA	675 / 1044	621 / 1031	423 / 730	170 / 267	208 / 248	214 / 317	247 / 368	245 / 332	143 / 195	/ /	/ /	/ /	2946 / 4532	65
GHANA	612 / 844	665 / 903	369 / 474	324 / 442	276 / 378	172 / 198	80 / 101	56 / 69	/ /	/ /	/ /	/ /	2554 / 3409	75
BURKINA FASO	18 / 20	25 / 29	35 / 37	38 / 61	116 / 188	138 / 194	83 / 119	56 / 61	/ /	/ /	/ /	/ /	509 / 709	72
NIGER	1 / 2	2 / 2	0 / 0	1 / 2	9 / 13	7 / 12	33 / 62	53 / 101	58 / 105	/ /	/ /	/ /	164 / 299	55
TOGO	108 / 119	63 / 91	58 / 66	43 / 48	16 / 20	23 / 44	25 / 25	27 / 36	25 / 35	/ /	/ /	/ /	388 / 484	80
MALI	3 / 6	0 / 0	0 / 0	0 / 0	1 / 2	1 / 2	16 / 55	115 / 187	/ /	/ /	/ /	/ /	136 / 252	54
COTE D'IVOIRE	18 / 40	18 / 60	11 / 38	5 / 6	2 / 9	7 / 8	4 / 4	8 / 9	8 / 8	/ /	/ /	/ /	81 / 182	45
BENIN	13 / 17	13 / 13	6 / 6	3 / 3	1 / 1	0 / 0	1 / 1	0 / 0	6 / 6	/ /	/ /	/ /	43 / 47	91
MAURITANIA	1 / 1	0 / 0	1 / 1	0 / 0	0 / 1	3 / 3	18 / 26	7 / 15	/ /	/ /	/ /	/ /	30 / 47	64
UGANDA	0 / 0	0 / 0	0 / 0	3 / 3	6 / 19	15 / 16	5 / 9	1 / 1	5 / 5	/ /	/ /	/ /	35 / 53	66
ETHIOPIA **	0 / 0	0 / 0	0 / 0	1 / 1	2 / 5	6 / 6	2 / 2	2 / 3	5 / 5	/ /	/ /	/ /	18 / 22	82
C.A.R.	/ /	/ /	/ /	/ /	/ /	/ /	/ /	/ 5	/ /	/ /	/ /	/ /	0 / 5	
TOTAL*	2346 / 4516	2528 / 4424	1854 / 3662	1929 / 3935	2498 / 5836	3206 / 6290	3315 / 6255	2440 / 4203	250 / 359	0 / 0	0 / 0	0 / 0	20366 / 39480	52
% CONTAINED	52	57	51	49	43	51	53	58	70				52	

* PROVISIONAL

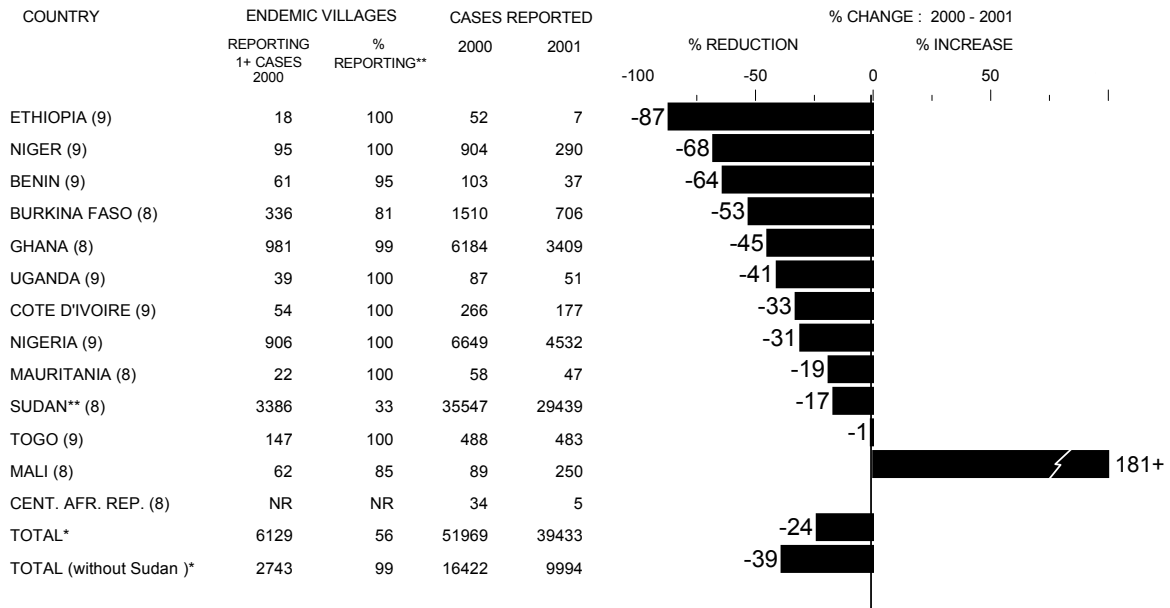
** 1 / 1 case reported in April, 3 / 5 cases in May, 5 / 6 in June, 1 / 2 in July, and 4 / 5 in September were imported from Sudan.

Shaded cells denote months when zero indigenous cases were reported. Numbers indicate how many imported cases were reported that month.

Figure 1
DISTRIBUTION BY COUNTRY OF ORIGIN OF 53 CASES OF DRACUNCULIASIS EXPORTED TO OTHER COUNTRIES DURING 2001*



Percentage of Endemic Villages Reporting and Percentage Change in Number of Indigenous Cases of Dracunculiasis During 2000 and 2001*, by Country



* provisional
 ** 2,523 (31%) of 8,161 endemic villages are not accessible to the program
 (8) Indicates month for which reports were received, i.e., Jan. - Aug. 2001
 NR No Report

Figure 2

Sudan reports about 75% of all cases worldwide so far in 2001 (Table 2). In addition to continuing to export cases to northern Sudan, the main endemic focus of dracunculiasis remaining in southern Sudan is again the major exporter of cases to neighboring countries (Figure 1). Disruptions due to the civil war have included evacuations, insecurity, flight bans, bombings, departure of some international non-governmental organizations (NGOs) because of dispute over signing a Memorandum of Understanding, increased costs associated with changes in OLS and other impediments. The Program Review scheduled in Nairobi in early October was postponed because of the international situation then. However, the above summary is taken from reports prepared for presentation to that meeting.

VOICE OF AMERICA TO BROADCAST PUBLIC SERVICE ANNOUNCEMENTS



In response to a request from The Carter Center, The Voice of America has agreed to broadcast brief messages about Guinea worm prevention, starting in November this year. The 30-second and 60-second messages will be built around the theme, “THINK BEFORE YOU DRINK!” They will be broadcast throughout Africa in English, Hausa, and French. Some of the short spots will also include messages by former heads of state President Jimmy Carter of the United States, General Yakubu Gowon of Nigeria and possibly, General Amadou Toumani Toure of Mali.

“WORM WEEKS” WORK!



Former U.S. Peace Corps volunteer Ms. Meredith Casella, who now is assisting the Guinea Worm Eradication Program in parts of Ghana’s Northern Region on behalf of The Carter Center (Global 2000), has documented the effectiveness of “Worm Week” activities conducted in that region last year. Worm Weeks are 5-7 day periods of intensive health education and community mobilization, during which U.S. (and sometimes Japanese) Peace Corps Volunteers live in endemic villages along with national counterparts of the country concerned, and talk to villagers about how to prevent the disease, put on plays (theater), arrange public ceremonies with prominent officials, help dig wells, distribute and demonstrate how to use cloth filters, and other activities to help prevent dracunculiasis. After beginning in Niger a few years ago, such Worm Weeks have now also been conducted in Ghana, Cote d’Ivoire, Togo and Burkina Faso. After investigating the incidence of dracunculiasis in 13 highly endemic communities in Savelugu, Tamale, and Tolon / Kumbungu Districts of Ghana’s Northern region in which Worm Weeks were conducted in October - November 2000, with incidence in 162 other endemic communities of the same districts which did not experience the intensive strategy last year, she found a substantial difference. All of these endemic communities benefited from all interventions against the disease. There was a reduction in cases of 80% (from 284 cases during January - August 2000, to 57 cases during January - August 2001) in the communities that had Worm Weeks, compared to a reduction of only 45% (from 457 cases during January - August 2000 to 252 cases during January - August 2001) in the communities that did not have the Worm Weeks.

Death in Jos

We are saddened to report the death of Mr. Daudu Jibo who was a security guard at the Carter Center/Global 2000 Nigeria country office in Jos, Nigeria. Mr. Jibo had worked for the office since before the Carter Center assumed the assets of the River Blindness Foundation in May 1996. He was killed during the violence in Jos in September. We extend our profound sympathy to his family.

*Inclusion of information in the Guinea Worm Wrap-Up does not constitute “publication” of that information.
In memory of BOB KAISER.*

For information about the GW Wrap-Up, contact Dr. Daniel Colley, Acting Director, WHO Collaborating Center for Research, Training, and Eradication of Dracunculiasis, NCID, Centers for Disease Control and Prevention, F-22, 4770 Buford Highway, NE, Atlanta, GA 30341-3724, U.S.A. FAX: (770) 488-4532.



CDC is the WHO Collaborating Center for Research, Training, and Eradication of Dracunculiasis.