

HEALTH EDUCATION MESSAGES

ON

TRACHOMA



FLIP CHART FOR TRACHOMA COMMUNITY VOLUNTEERS

ISSUED BY

FEDERAL MINISTRY OF HEALTH

in collaboration with



THE CARTER CENTER

**PLATEAU & NASARAWA STATES
MINISTRIES OF HEALTH**

THIS PICTURE SHOWS

**A CHILD WITH A DIRTY FACE
COVERED WITH FLIES**

**A DIRTY FACE ATTRACTS
FLIES WHILE CLEAN**

FACES DO NOT

ATTRACT FLIES.

KEEP YOUR FACE

CLEAN ALWAYS.

CLEAN FACE HELPS

TO PREVENT

TRACHOMA.





THESE PICTURES SHOWS

**A CHILD WITH
ACTIVE TRACHOMA, WASHING
HIS FACE AND BEING APPLIED
TETRACYCLINE (TCN)
EYE OINTMENT.**

**HIS TRACHOMA WAS CLEARED,
HE IS LOOKING HAPPY.**


**TCN CAN BE USED TO
TREAT OTHER EYE
INFECTIONS ALSO**

**KEEP YOUR FACE
CLEAN ALWAYS
AND SEEK TREATMENT
WITHOUT DELAY,
WITH YOUR TRACHOMA
COMMUNITY VOLUNTEER
OR AT THE NEAREST HEALTH
CLINIC, IF YOU CATCH
TRACHOMA, OR ANY
OTHER EYE DISEASE.**



**THIS PICTURE SHOWS
CHILDREN WASHING
THEIR FACES USING
WATER FROM A LEAKY TIN.**

**ONLY A SMALL
QUANTITY OF WATER
IS NEEDED TO KEEP
YOUR CHILDREN'S
FACE CLEAN, BY
WASHING THEM AT
LEAST TWO
TIMES A DAY**



THESE PICTURES SHOW:

TOP:

**AN EXAMPLE OF PERSONS
SHARING A FACE CLOTH**

BOTTOM:

**MOTHER WASHING FACE
CLOTHS IN BETWEEN USAGE.**

**DO NOT SHARE
FACE CLOTHES,
SHARING OF FACE
CLOTHES HELPS IN
TRANSMITTING
TRACHOMA FROM AN
INFECTED PERSON
TO AN
UNINFECTED PERSON.**



**THIS PICTURE SHOWS TWO GIRLS
SHARING ONE EYE PENCIL**

**DO NOT SHARE
EYE PENCILS
BECAUSE IT
ENCOURAGES
THE
TRANSMISSION
OF TRACHOMA.**



**THIS PICTURE SHOWS
A PERSON WITH ACTIVE TRACHOMA
BEING STARRED AT
BY AN UNINFECTED PERSON.**

**STARING AT AN INFECTED
PERSON CAN NOT GIVE
YOU TRACHOMA, UNLESS
DISCHARGE FROM
THE EYES OF
AN INFECTED PERSON,
TOUCHES THE EYE OF
AN UNINFECTED PERSON
FOR YOU TO CATCH
TRACHOMA.**

**YOU GET TRACHOMA FROM
UNCLEAN FACE
AND SHARING OF DIRTY CLOTHS.**



PICTURES:

**TOP - A DIRTY ENVIRONMENT
BEING SWEEP**

**BOTTOM - THE ENVIRONMENT
IS NOW LOOKING CLEAN**

**ALWAYS KEEP
YOUR
ENVIRONMENT
CLEAN TO KEEP
AWAY FLIES AND
PREVENT
TRACHOMA
TRANSMISSION.**




**TOP - THESE PICTURES SHOWS A CHILD
DEFECATING IN AN OPEN SPACE**

**BOTTOM - A CHILD USING A
PIT LATRINE WITH TIGHT LID.**

**KEEP AWAY FLIES FROM
BREEDING IN YOUR
ENVIRONMENT,
THEREBY INCREASING
TRANSMISSION OF
TRACHOMA'**

BY:-

- (A) NOT DEFECATING IN THE OPEN SPACE**
- (B) USING AND KEEPING A CLEAN LATRINE
WHICH CAN BE CLOSED AFTER USE.**



THESE PICTURES SHOW

- (1) TT (TRACHOMATOUS TRICHIASIS)**
- (2) BANDAGED AFTER OPERATION**
- (3) NOW FREE FROM TT**

**GO FOR
OUTREACH
LID OPERATION,
AVOID LOCAL
EPILATION
IN ORDER
TO AVOID
BLINDNESS**

